

Conducted for the

New Orleans Crime Coalition


Annual Survey 2025, Part II
Civic Priorities and Policymakers

Survey information

- Survey was conducted May 27-June 4, 2024, under the direction of Ronald A. Faucheux, Ph.D., CEO of Faucheux Strategies, LLC, New Orleans and Washington, D.C.
- Survey based on a representative sample of completed interviews with 800 adults in the City of New Orleans. Questions on upcoming elections are based on registered voters (N=638).
- Interviews conducted by live, professionally trained telephone interviewers via cell phones (81%) and landlines (19%).
- Margin of error for full adult population sample: +/- 3.46%; registered voters, +/- 3.87%.
- Because of rounding, some of the data columns do not add up to 100%.

Job approval ratings

Of the following public officials and organizations in the City of New Orleans, please tell me whether you approve or disapprove of the job they're doing--if you haven't heard of them, just say so....



- Mayor **Cantrell's** job rating is now 27% approve/63% disapprove. Her approval rating is 4 points lower than it was last year, when it was 31% approve/59% disapprove.
- Sheriff **Hutson's** rating fell 14 points from last year (when it was 32%). Her approval rating is now 5% among Whites and 27% among Blacks.
- The **City Council's** approval rating is almost the same as last year, down 1 point from 48% to 47%).
- Chief **Kirkpatrick's** approval is 53%--the best of anybody tested and up 4 points from last year. She also has the lowest negative rating of public officials tested, at 26%. Her approval rating is higher among Blacks (56%) than Whites (50%).
- DA **Williams'** approval rating is up 6 points from last year (45 to 51). It's now 57% among Blacks and 40% among Whites.
- The **Sewerage & Water Board's** approval rating is the lowest of all entities tested, dropping from 16% last year to 14% now.

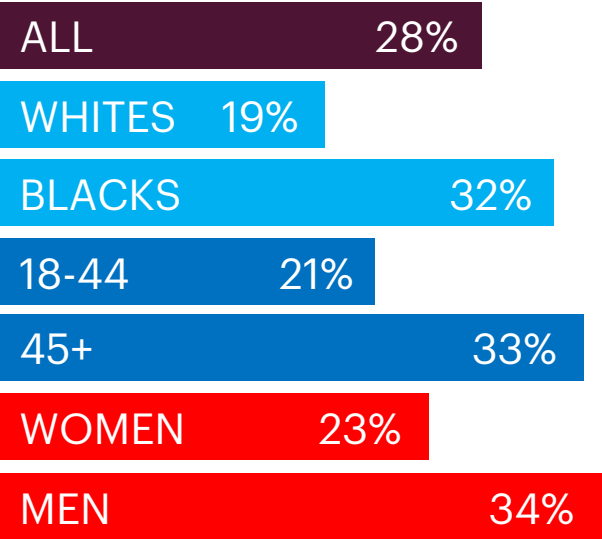
City of New Orleans: Right direction or wrong track?

Overall, do you think the city of New Orleans is moving in the right direction, or do you think it's off on the wrong track?

Right direction 28%
Wrong track 65%

- "Right direction" is the same as it was last year, 28%.

Those who say New Orleans is **moving in the right direction** by demographics



New Orleans: Most important issues

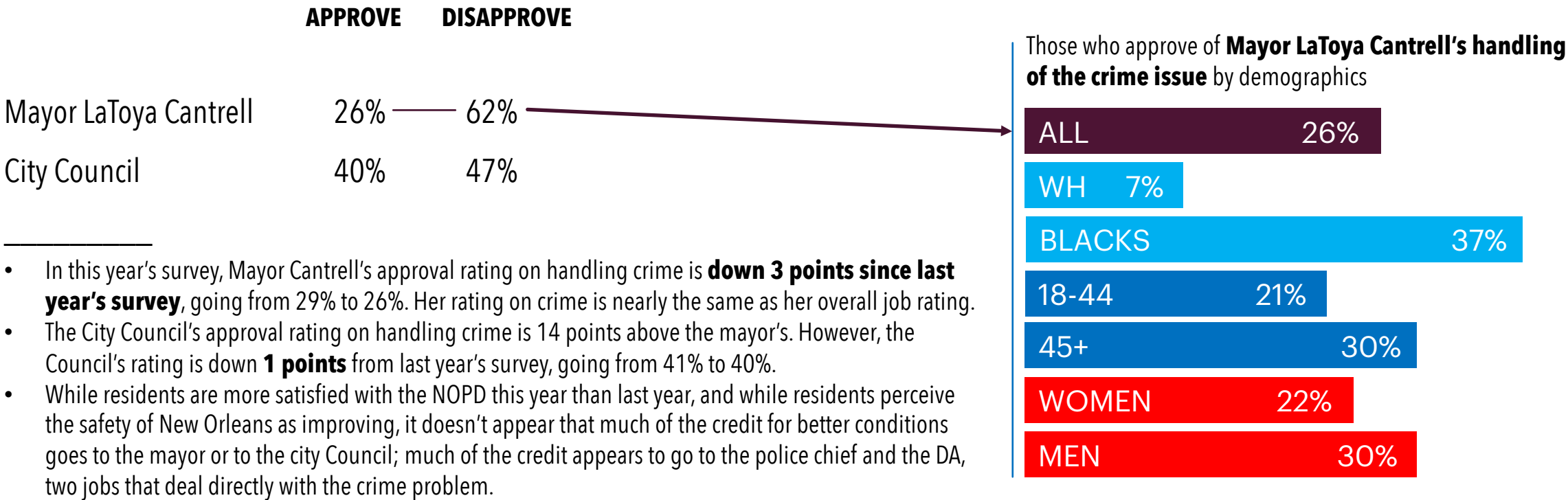
Which ONE of the following is the most important issue facing New Orleans... crime and public safety, street repair and maintenance, drainage and flooding, lack of low-income housing, climate change or homelessness?

	Most important	Second most important	Total 2024	➡ Total 2025	Change
Crime and public safety	27%	19%	62%	46%	-16
Street repair and maintenance	17%	20%	32%	37%	+5
Lack of low-income housing	15%	18%	28%	33%	+5
Drainage and flooding	12%	18%	32%	30%	-2
Homelessness	8%	15%	22%	23%	+1
Climate change	7%	6%	12%	19%	+7
All of them (volunteered)	12%	2%	12%	14%	+2
None of them (volunteered)	2%	2%	2%	4%	+2

- Crime and public safety remains the top issue. But the importance of crime and public safety has dropped 16 points since last year's survey.
- Looking at first choice selections for the most important issue: 26% of Blacks and 27% of Whites chose **crime**, 13% of Blacks and 21% of Whites chose **streets**, 18% of Blacks and 12% of Whites chose **low-income housing**, 13% of Blacks and 10% of Whites chose **drainage**, 11% of Blacks and 5% of Whites chose **homelessness**, 1% of Blacks and 14% of Whites chose **climate change** and 15% of Blacks and 10% of Whites **volunteered all of them**.
- Looking at age differences: 11% of 18-44-year-olds picked **streets** as the most important issue, while 21% of those 45 and older did; 14% of 18-44-year-olds picked **climate change** as the most important issue, while only 3% of those 45 and older did; 18% of 18-44-year-olds picked **low-income housing** as the most important issue, while 12% of those 45 and older did.

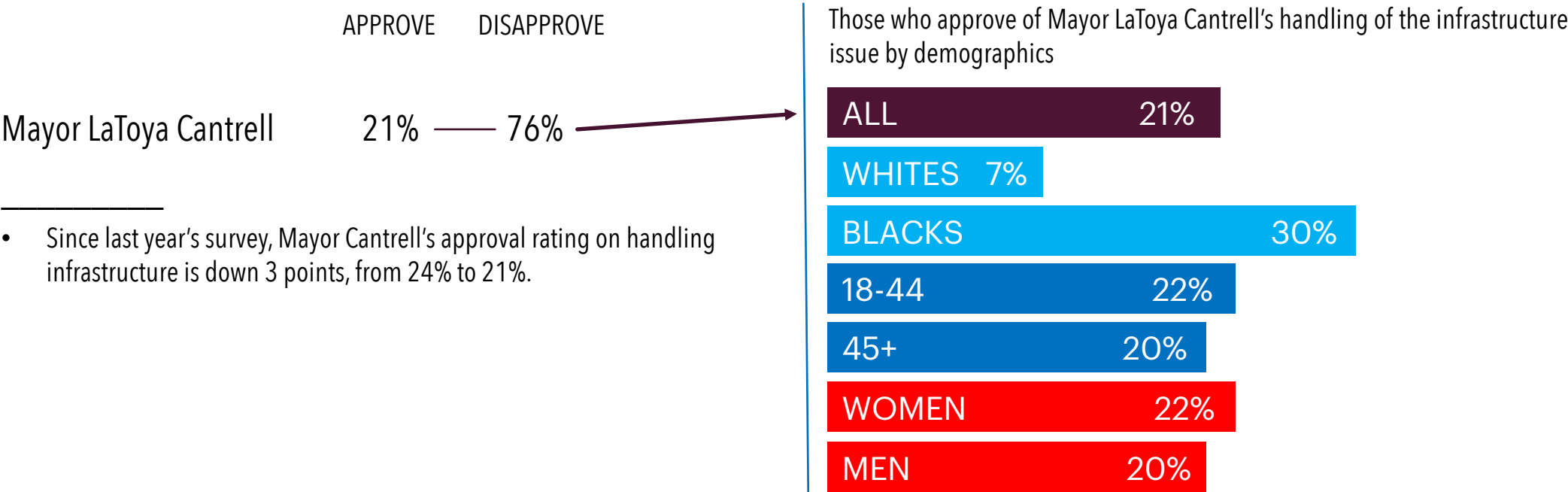
Job approval rating on handling crime issue: Mayor, City Council

Specifically, do you approve or disapprove of Mayor LaToya Cantrell's handling of the crime issue?
Do you approve or disapprove of the City Council's handling of the crime issue?



Mayor's job rating on handling infrastructure issues (streets, drainage)

Do you approve or disapprove of Mayor LaToya Cantrell's handling of city infrastructure, including streets and drainage?



Election for Mayor

New Orleans will elect a mayor in October. Of the following three candidates, which ONE would you most likely vote for... (ROTATE NAMES)
Helena Moreno, Oliver Thomas or Arthur Hunter?

Helena Moreno	47%
Oliver Thomas	22%
Arthur Hunter	9%
Don't know	22%

-
- Helena Moreno currently has a wide 25-point lead over Thomas and a 16-point lead over the combined opposition field (47 vs. 31). She's getting 60% of the decided vote. Keep in mind that the public aspect of the campaign is just beginning.
 - Moreno leads Thomas among White voters by a lopsided 72-3 margin. She also leads Thomas among other races by a solid 48-14 margin. Thomas leads her among Black voters by a 10-point margin. To win, Thomas needs to substantially increase his margin among Black voters.
 - Hunter is currently a factor in terms of whether there will be a runoff, but he has yet to show competitive citywide strength. His best hope is to run as the "change" candidate, given wide and deep discontent with city government.
 - Moreno receives 72% of White votes, 28% of Black votes and 48% of others (Hispanic, Asian and mixed race).
 - Oliver Thomas receives 3% of White votes, 38% of Black votes and 14% of other races (Hispanic, Asian and mixed race).
 - Arthur Hunter receives 5% of White votes, 12% of Black votes and 3% of other races (Hispanic, Asian and mixed race).

Election for Sheriff

In the next election for Orleans Parish Sheriff, are you more inclined to vote for... (ROTATE NAMES) Susan Hutson, Edwin Shorty, or Michelle Woodfork?

Susan Hutson	13%
Edwin Shorty	9%
Michelle Woodfork	32%
Don't know	46%

- Susan Hutson receives 8% of White votes, 16% of Black votes and 14% of other races (Hispanic, Asian and mixed race).
- Michelle Woodfork receives 25% of White votes, 39% of Black votes and 14% of other races (Hispanic, Asian and mixed race).
- Edwin Shorty receives 6% of White votes, 11% of Black votes and 7% of other races (Hispanic, Asian and mixed race).

Demographics of voters who **vote for Hutson**

ALL	13%
WHITES	8%
BLACKS	16%
18-44	14%
45+	13%
WOMEN	15%
MEN	12%